



Helpful Hacks for the Co-Taught Classroom



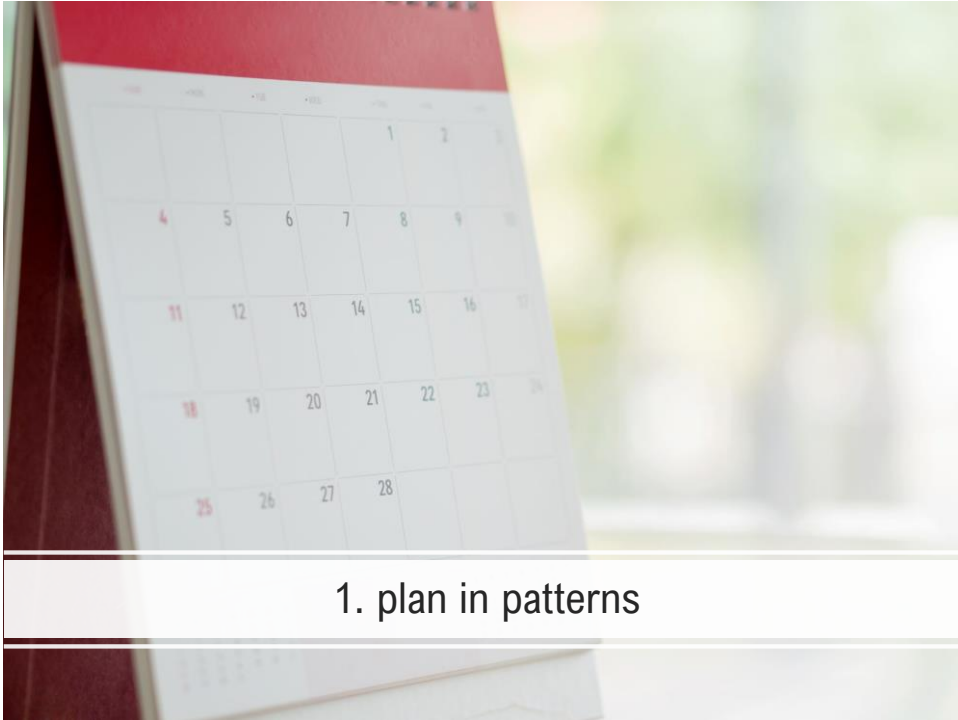
Paula Kluth, Ph.D.

1

Paula Kluth, Ph.D.


- www.inclusionrules.com
- researcher/consultant/author
- author of 14 books on inclusive ed (e.g., UDL, co-teaching, autism)
- former professor of education & K-12 inclusion facilitator

2



1. plan in patterns

3



-helps all partners---not just co-teachers
-makes planning faster

4

Examples of patterns:

- discussion groups on Wed
- daily movement break or wellness break
- 15-minute review game on Fridays
- Mondays: quick writes at the top of the hour
- choice boards: 2 consecutive days during each unit
- Friday “First Fifteen”: content-related kiddie lit
- all units begin with an interactive notebook review

Are there ways your planning can become more predictable so that it is quicker/easier and easier to coordinate with planning partners?

5




2. batch your lesson

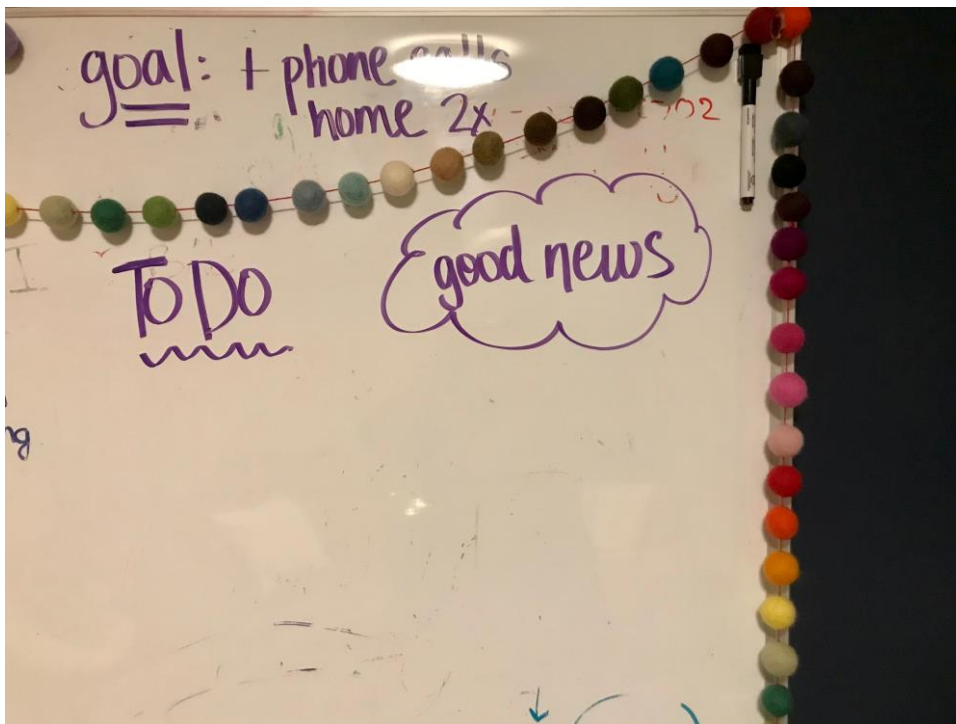
6

- Create a schedule (e.g., beginning of each quarter).
- Keep targets in mind.
- Remember your patterns or establish new ones.
- Start with a small batch.
- Choose an inspiring space or go off campus.
- Make it an event (e.g., have snacks, invite others).
- Don't forget your team planning tools!

7



8



9



10



ideas: student support & collaboration

- feedback & suggestions
 - classroom rituals/jobs
 - “filling in” at a center/station
 - leading activities
 - planning lessons
-

11



5. steal ideas

12