

**CO-TEACHING KICKOFF 2022**  
**WWW.INCLUSIONRULES.COM**



Barbara Alvarez, Craig Jahnke & Paula Kluth  
**Let's Stay Together:**  
Longevity Tips from a High School Team

1



**Barbara Alvarez, M.A.**  
[ELA, bilingual certified]  
&  
**Craig Jahnke**  
[special education]

- ELA co-teachers
- 4 years as a team
- 10<sup>th</sup> & 12<sup>th</sup> grade

2



**Paula Kluth, Ph.D.**

- [www.inclusionrules.com](http://www.inclusionrules.com)
- **researcher/consultant/author**
- **author of 14 books on inclusive ed (e.g., UDL, autism)**
- **former professor of education & K-12 inclusion facilitator**

3

**If you already have a strong team, why work at “staying together”?**

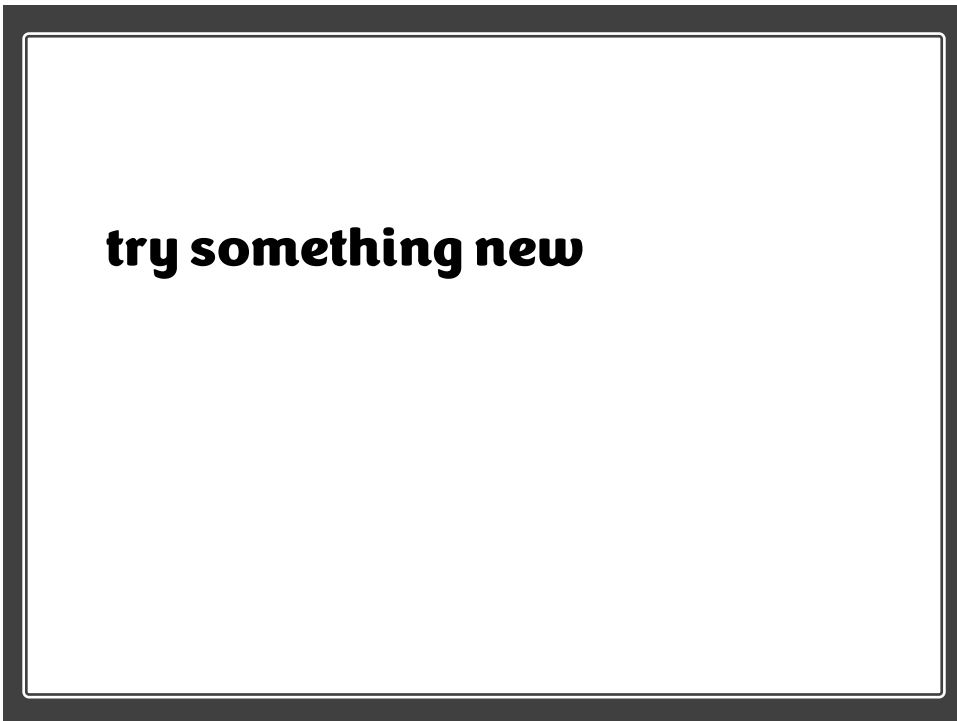
- to show appreciation
- to remain a well-functioning team
- to learn & to keep learning




4



5




6



7

performances & prep

**You have two teachers....get creative with your resources!**



8



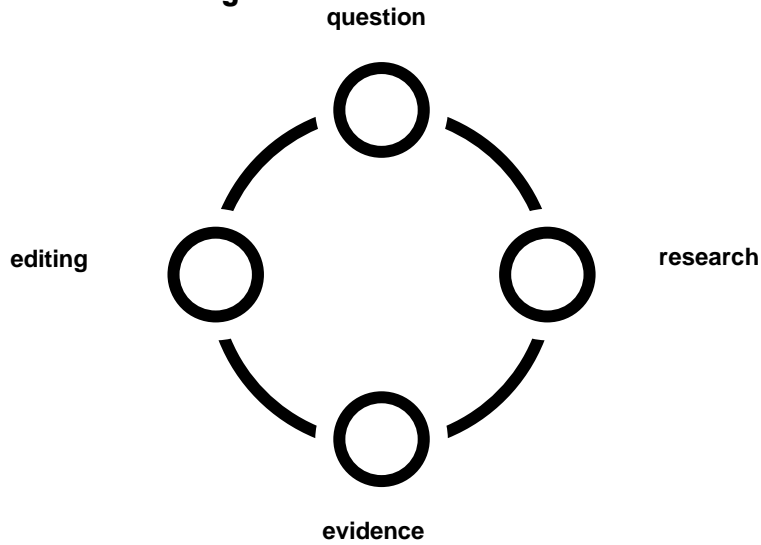
9

- 1 teaching a mini lesson
- 1 prepping in the hallway for upcoming performances



10

### station teaching



11

- simulations
- station teaching
- drama
- improv
- graffiti walk
- book tasting
- role play
- scavenger hunt
- readers theater
- projects
- exit interviews
- genius hour
- mural-making
- web quests
- service learning
- classroom museum
- movie-making
- student panels
- exhibitions
- model making
- game show
- 1:1 conferencing
- demonstrations
- interactive notebooks
- flipped classroom
- tic/tac/toe boards
- vision boards
- podcasts
- student blogs
- sketchnoting & cartooning
- talk show

**What have you  
always wanted  
to try that you  
have not yet  
tried?**

12

**have healthy habits**


13

**stop snowball thinking**




14

**pick your battles**



15

**be flexible**



16



**address problems ASAP**

17

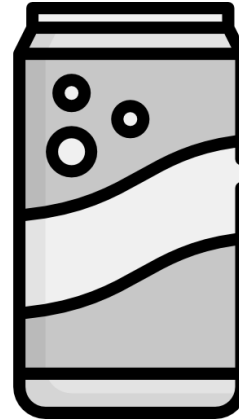
- **agree to just say it (“You’ve been gone a lot and I’m worried about plan time”), but keep healthy habits**
- **take time to process (and avoid future struggles)**
- **make a plan: “If this happens next time..”**

18

## SODA

adapted from Roosa (1973)

<b>S</b> ituation	Clearly define the problem
<b>O</b> ptions	Generate a wide range of possible solutions. There should be no judgement—this is a time to brainstorm.
<b>D</b> ecision	Evaluate the options and choose one. Keep the list in case the first choice does not work.
<b>A</b> ssessment	Decide on a process or tool to determine success/progress.



19

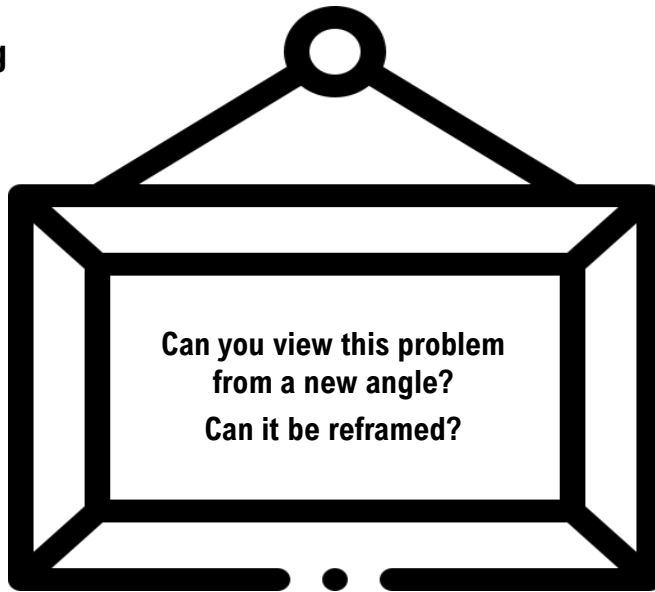
## 15-minute problem solving process

Kluth & Causton (2016) *30 Days to the Co-Taught Classroom*.

1 minute	Describe the problem in writing. [silently & individually]
1 minute	Discuss your responses.
2 minutes	Write the problem as a solvable question: [silently & individually] <ul style="list-style-type: none"> <li>• How might we ___?</li> <li>• In what ways can we ___?</li> <li>• What is one idea for ___?</li> </ul>
1 minute	Discuss & agree on which question to answer.
4 minutes	Brainstorm solutions to the question. Generate as many ideas as possible. [silently & individually]
2 minutes	Read your lists aloud.
1 minute	Highlight the most popular ideas.
1 minute	Choose the best solution & determine how to begin.
1 minute	Decide how you will assess the effectiveness of the solution.
1 minute	Congratulate yourselves on a job well done!

20

reframing



21



22