

10

A "Top 10" of Terrific Tips for Co-Teaching Teams

Elissa Lockman-Turner & Paula Kluth

1




Paula Kluth, Ph.D.

- inclusionrules.com
- researcher/consultant/author
- author of 14 books on inclusive ed (e.g., UDL, autism)
- former professor of education & K-12 inclusion facilitator

2



Elissa Lockman-Turner, Ph.D.

- researcher/consultant/author
- author of 20 papers & chapters on inclusive education
- professor of education: University of Kansas

3

Why a top 10?

4

1
Bring the coffee



5

- increased positive affect at work
- lower stress
- increased the strength of social connection




Kim, S., Park, Y., & Headrick, L. (2018). Daily micro-breaks and job performance: General work engagement as a cross-level moderator. *Journal of Applied Psychology, 103*(7), 772-786.

Waber, B.N., Olguin Olguin, D., Kim, T.J., & Pentland, A. (2010). Productivity through coffee breaks: Changing social networks by changing break structure. *Information Systems: Behavioral & Social Methods eJournal*.

6

2
Expand
the team




- Adds support to the classroom
- Provides an opportunity for on-the-spot professional development
- Use across co-teaching structures

7

8

3
Provide
feedback




- offer day-to-day
- add during meetings
- share in front of others (e.g., staff meeting, visits)

9

10

4
Try a
new idea

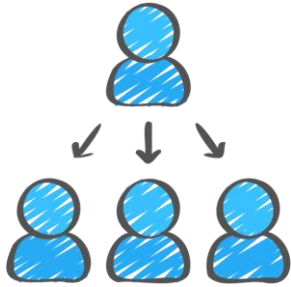


What can two help you do?

11

12

5
Ask an admin




- to co-teach with someone new
- for guidance/feedback (e.g., an observation)
- advocacy
- for resources (e.g., time, PD)

13

14

6
Theme your work



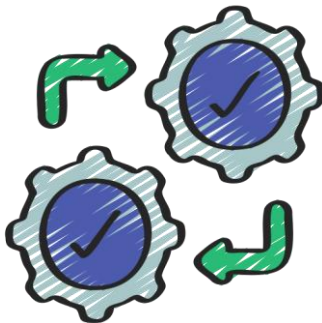
Examples:

- "Trying something new" team
- We are a "radical role sharing" team
- The Year of Communicating Clearly & Freely
- The Year of Learning About Co-Teaching
- The connected classroom
- The fun room


15

16

7
Plan to regroup






8
Document



17

18

-  • **Grab pictures** of student work/supports, key moments (e.g., one of you taking on a new role), etc.
-  • **Take video** of lessons (esp. those that highlight co-teaching), interview students and get their impressions of learning experiences and of their co-taught classroom.
-  • **Blog or use social media.**


19

9
Customize your communication



20

10
Share your "likes" & your gripes



21

😊😞🤔 Likes, Gripes, & Quirks

1. To me, a student-centered, active, "busy" and busy classroom is:

1 an inspiring symphony	2	3 very satisfying, but it makes me feel edgy when things start to get out of hand	4	5 sometimes a challenge for me; I tend to like the quieter times of day
----------------------------	---	--	---	--

2. In terms of trying new things, learning new techniques and "shaking things up" in the classroom, I:

1 am often reluctant; I am more of a traditional teacher	2	3 like to be innovative, but like to have a nudge or support to do so; I try something new monthly	4	5 like doing it ALL- new tech/apps, genius hour, props, flipped classroom, drama/skits, simulations, projects
---	---	---	---	--

3. I solve problems:

1 directly; call out the issue & talk it out right away	2	3 by processing; it may take me time to open up	4	5 in my own way; it's hard for me to ever address them directly
--	---	--	---	--

22



23